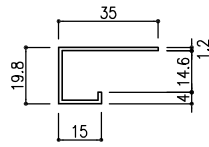


【付属品】アルミ押出型材

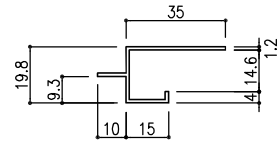
BY-10

廻り縁
定尺L:5000
t = 1.2



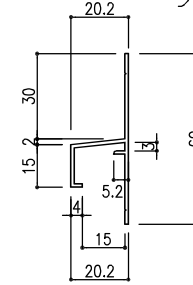
BY-11

目すかしボード
定尺L:5000
t = 1.2



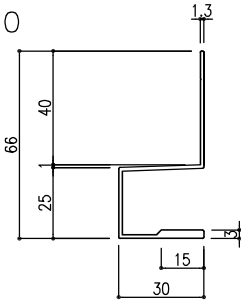
BY-20

タテ用ジョイナー
定尺L:5000
t = 1.2



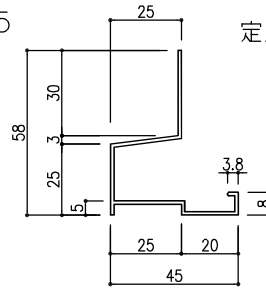
BY-30

水切
定尺L:5000
t = 1.3



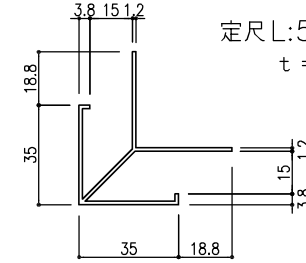
BY-35

軒天水切
定尺L:5000
t = 1.2



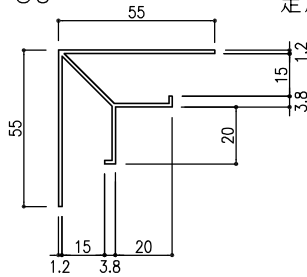
BY-40

出隅
定尺L:5000
t = 1.2



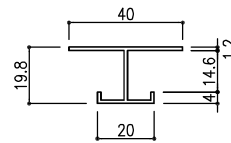
BY-50

入隅
定尺L:5000
t = 1.2



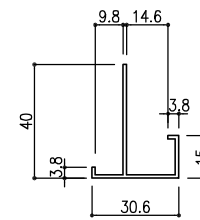
BY-60

Hジョイナー
定尺L:5000
t = 1.2



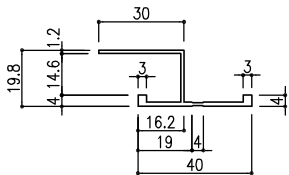
BY-70

下がり壁ボード
定尺L:5000
t = 1.2



BY-80

フリーボード
定尺L:2500
t = 1.2



曲げ角度をご指示下さい。
曲げ可能な角度は水平から出隅35度、
入隅40度以内です

BY-90

R出隅
定尺L:5000
t = 1.2

